
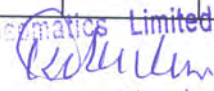


## Introductory sub-table (I)(a)

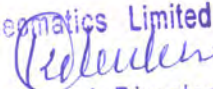
<b>Name of the Company: Scanpoint Geomatics Limited</b>			
<b>Scrip Code, Name of the scrip, class of security: 526544</b>			
<b>Quarter ended: March - 2015</b>			
<b>Partly paid-up shares:-</b>	<b>No. of partly paid-up shares</b>	<b>As a % of total no. of partly paid-up shares</b>	<b>As a % of total no. of shares of the company</b>
Held by promoter/promoter group	0	0	0
Held by public	0	0	0
<b>Total - D</b>	<b>0</b>	<b>0</b>	<b>0</b>
<b>Outstanding convertible securities:-</b>	<b>No. of outstanding securities</b>	<b>As a % of total no. of outstanding convertible securities</b>	<b>As a % of total no. of shares of the company, assuming full conversion of the convertible securities</b>
Held by promoter/promoter group	0	0	0
Held by public	0	0	0
<b>Total - E</b>	<b>0</b>	<b>0</b>	<b>0</b>
<b>Warrants:-</b>	<b>No. of warrants</b>	<b>As a % of total no. of warrants</b>	<b>As a % of total no. of shares of the company, assuming full conversion of warrants</b>
Held by promoter/promoter group	0	0	0
Held by public	0	0	0
<b>Total - F</b>	<b>0</b>	<b>0</b>	<b>0</b>
<b>Total paid-up capital of the company, assuming full conversion of warrants and convertible securities</b>	<b>26904000</b>		<b>100.00</b>

For, Scanpoint Geomatics Limited  
  
 Managing Director / Director

Statement Showing Shareholding Pattern								
Category code	Category of Shareholder	Number of Shareholders	Table (I)(a)		Total shareholding as a percentage of total number of shares		Shares Pledged or otherwise encumbered	
			Total number of shares	Number of shares held in dematerialized form	As a percentage of (A+B) <sup>1</sup>	As a percentage of (A+B+C)	Number of shares	As a percentage
(I)	(II)	(III)	(IV)	(V)	(VI)	(VII)	(VIII)	(VIII)/(IV)
<b>(A)</b>	<b>Shareholding of Promoter and Promoter Group<sup>2</sup></b>							
<b>1</b>	<b>Indian</b>							
(a)	Individuals/ Hindu Undivided Family	9	5275051	5275051	19.61	19.61		0.00
(b)	Central Government/ State Government(s)				0.00	0.00		0.00
(c)	Bodies Corporate	2	10277200	10277200	38.20	38.20		0.00
(d)	Financial Institutions/ Banks				0.00	0.00		0.00
(e)	Any Others(Specify)				0.00	0.00		0.00
(e-i)					0.00	0.00		0.00
(e-ii)					0.00	0.00		0.00
	<b>Sub Total(A)(1)</b>	<b>11</b>	<b>15552251</b>	<b>15552251</b>	<b>57.81</b>	<b>57.81</b>	<b>0</b>	<b>0.00</b>
<b>2</b>	<b>Foreign</b>							
a	Individuals (Non-Residents Individuals/Foreign Individuals)				0.00	0.00		0.00
b	Bodies Corporate				0.00	0.00		0.00
c	Institutions				0.00	0.00		0.00
d	Any Others(Specify)				0.00	0.00		0.00
d-i					0.00	0.00		0.00
d-ii					0.00	0.00		0.00
	<b>Sub Total(A)(2)</b>	<b>0</b>	<b>0</b>	<b>0</b>	<b>0.00</b>	<b>0.00</b>	<b>0</b>	<b>0.00</b>
	<b>Total Shareholding of Promoter and Promoter Group (A)= (A)(1)+(A)(2)</b>	<b>11</b>	<b>15552251</b>	<b>15552251</b>	<b>57.81</b>	<b>57.81</b>	<b>0</b>	<b>0.00</b>
<b>(B)</b>	<b>Public shareholding</b>							
<b>1</b>	<b>Institutions</b>							
(a)	Mutual Funds/ UTI	3	20700	0	0.08	0.08		
(b)	Financial Institutions / Banks				0.00	0.00		
(c)	Central Government/ State Government(s)	1	100	100	0.00	0.00		
(d)	Venture Capital Funds				0.00	0.00		
(e)	Insurance Companies	1	27700	0	0.10	0.10		
(f)	Foreign Institutional Investors				0.00	0.00		
(g)	Foreign Venture Capital Investors				0.00	0.00		
(h)	Any Other (specify)				0.00	0.00		
(h-i)	Other Bank	0		0	0.00	0.00		
	<b>Sub-Total (B)(1)</b>	<b>5</b>	<b>48500</b>	<b>100</b>	<b>0.18</b>	<b>0.18</b>		

For, Scanpoint Geomatics Limited  
  
 Managing Director / Director


<b>B 2</b>	<b>Non-institutions</b>							
(a)	Bodies Corporate	120	1326614	1218814	4.93	4.93		
(b)	Individuals				0.00	0.00		
I	Individuals -i. Individual shareholders holding nominal share capital up to Rs 1 lakh	8196	4550604	2914204	16.91	16.91		
II	ii. Individual shareholders holding nominal share capital in excess of Rs. 1 lakh.	22	5019779	4803279	18.66	18.66		
(c)	Any Other (specify)				0.00	0.00		
(c-i)	Clearing Members	9	81304	81304	0.30	0.30		
(c-ii)	NRI	105	317747	211447	1.18	1.18		
(c-iii)	NRI Non Rept	7	7201	4201	0.03	0.03		
	<b>Sub-Total (B)(2)</b>	<b>8459</b>	<b>11303249</b>	<b>9233249</b>	<b>42.01</b>	<b>42.01</b>		
<b>(B)</b>	<b>Total Public Shareholding (B)= (B)(1)+(B)(2)</b>	<b>8464</b>	<b>11351749</b>	<b>9233349</b>	<b>42.19</b>	<b>42.19</b>		
	<b>TOTAL (A)+(B)</b>	<b>8475</b>	<b>26904000</b>	<b>24785600</b>	<b>100.00</b>	<b>100.00</b>		
<b>(C)</b>	<b>Shares held by Custodians and against which Depository Receipts have been issued</b>							
1	Promoter and Promoter Group					0.00		0.00
2	Public					0.00		0
	<b>Sub-Total (C)</b>	<b>0</b>	<b>0</b>	<b>0</b>		<b>0</b>	<b>0</b>	
	<b>GRAND TOTAL (A)+(B)+(C)</b>	<b>8475</b>	<b>26904000</b>	<b>24785600</b>		<b>100.00</b>	<b>0</b>	<b>0.00</b>

For, Scanpoint Geomatics Limited  
  
Managing Director / Director

(I)(b) Statement showing holding of securities (including shares, warrants, convertible securities) of persons belonging to the category "Promoter and Promoter Group"

Sr. No.	Name of the shareholder	Details of Shares held		Encumbered shares (*)			Details of warrants		Details of convertible securities		Total shares (including underlying shares assuming full conversion of warrants and convertible securities) as a % of diluted share capital
		Number of shares held	As a % of grand total (A) +(B) +(C)	Pledge Shares	As a percentage	As a % of grand total (A)+(B)+(C) of sub-clause (I)(a)	Number of warrants held	As a % total number of warrants of the same class	Number of convertible securities held	As a % total number of convertible securities of the same class	
(I)	(II)	(III)	(IV)	(V)	(VI) = (V)/(III)*100	(VII)	(VIII)	(IX)	(X)	(XI)	(XII)
1	Ramesh K Sojitra	312420	1.16		0.00	0.00	0	0	0	0	1.16
2	Kantilal V Ladani	250000	0.93		0.00	0.00	0	0	0	0	0.93
3	Kantilal V Ladani	23800	0.09		0.00	0.00	0	0	0	0	0.09
4	Leelavanti R. Sojitra	88860	0.33		0.00	0.00	0	0	0	0	0.33
5	Rameshchandra K. Sojitra - HUF	51960	0.19		0.00	0.00	0	0	0	0	0.19
6	Rameshchandra K. Sojitra - HUF	3925000	14.59		0.00	0.00	0	0	0	0	14.59
7	Vishwas R. Sojitra	148030	0.55		0.00	0.00	0	0	0	0	0.55
8	Vaacha R. Sojitra	174880	0.65		0.00	0.00	0	0	0	0	0.65
9	Chirag Soni	300101	1.12		0.00	0.00	0	0	0	0	1.12
10	Karnavati Infrastructure Projects Ltd	9485000	35.25		0.00	0.00	0	0	0	0	35.25
11	Karnavati Infrastructure Projects Ltd	792200	2.94		0.00	0.00	0	0	0	0	2.94
12			0.00		0.00	0.00	0	0	0	0	0.00
13			0.00		0.00	0.00	0	0	0	0	0.00
14							0		0		
<b>TOTAL</b>		<b>15552251</b>	<b>57.81</b>	<b>0</b>	<b>0.00</b>	<b>0.00</b>	<b>0</b>	<b>0</b>	<b>0</b>	<b>0</b>	<b>57.81</b>

(\*) The term "encumbrance" has the same meaning as assigned to it in regulation 28(3) of the SAST Regulations, 2011

For, Scanpoint Geomatics Limited  
  
 Managing Director / Director

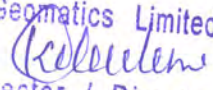
(l)(c)(i) Statement showing holding of securities (including shares, warrants, convertible securities) of persons belonging category "Public" and holding more than 1% of the total number of shares

Sr. No.	Name of the shareholder	Number of shares held	Shares as a percentage of total number of shares {i.e., Grand Total (A)+(B)+(C) indicated in Statement at para (l)(a) above}	Details of warrants		Details of convertible securities		Total shares (including underlying shares assuming full conversion of warrants and convertible securities) as a % of diluted share capital
				Number of warrants held	As a % total number of warrants of the same class	Number of convertible securities held	% w.r.t total number of convertible securities of the same class	
1	Mayur Mukundbhai Desai	933276	3.47			0		0
2	Shaival Mayurbhai Desai	746302	2.77			0		0
3	Mukesh Purshottamdas Patel	507643	1.89			0		0
4	Asgishbhai Jashwantbhai Desai	495236	1.84			0		0
5	Pankaj Anand Mudholkar	367498	1.37			0		0
6	M P Patel Infrastructures Pvt. Ltd	336015	1.25			0		0
7	Amar Manavbhai Patel	297331	1.11			0		0
8			0.00			0		0
9			0.00			0		0
10			0.00			0		0
<b>TOTAL</b>		<b>3683301</b>	<b>13.69</b>	<b>0</b>	<b>0</b>	<b>0</b>	<b>0</b>	<b>0</b>

For, Scanpoint Geomatics, Limited  
  
 Managing Director / Director

(I)(c)(ii) Statement showing holding of securities (including shares, warrants, convertible securities) of persons (to PAC) belonging to the category "Public" and holding more than 5% of the total number of shares of the con

Sr. No.	Name(s) of the shareholder(s) and the Persons Acting in Concert (PAC) with them	Number of shares	Shares as a percentage of total number of shares {i.e., Grand Total (A)+(B)+(C) indicated in Statement at para (I)(a) above}	Details of warrants		Details of convertible securities		Total shares (including underlying shares assuming full conversion of warrants and convertible securities) as a % of diluted share capital
				Number of warrants	As a % total number of warrants of the same class	Number of convertible securities held	% w.r.t total number of convertible securities of the same class	
1			0.00		0		0	
2	-----NIL-----		0.00		0		0	
3			0.00		0		0	
4			0.00		0		0	
5			0.00		0		0	
6			0.00		0		0	
7			0.00		0		0	
8			0.00		0		0	
9			0.00		0		0	
10			0.00		0		0	
<b>TOTAL</b>		<b>0</b>	<b>0.00</b>	<b>0</b>	<b>0</b>	<b>0</b>	<b>0</b>	<b>0</b>

For, Scanpoint Geomatics Limited  
  
 Managing Director / Director

(I)(d) Statement showing details of locked-in shares

Sr. No.	Name of the shareholder	Number of locked-in shares	Locked-in shares as a percentage of total number of shares (i.e., Grand Total (A)+(B)+(C) indicated in Statement at para (I)(a) above}
1			0.00
2	-----NIL-----		0.00
3			0.00
4			0.00
5			0.00
6			0.00
7			0.00
8			0.00
9			0.00
<b>TOTAL</b>		<b>0</b>	<b>0.00</b>

For, Scanpoint Geomatics Limited  
  
Managing Director / Director

(II)(a) Statement showing details of Depository Receipts (DRs)

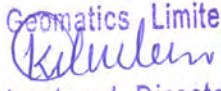
Sr. No.	Type of outstanding DR (ADRs, GDRs, SDRs, etc.)	Number of outstanding DRs	Number of shares underlying outstanding DRs	Shares underlying outstanding DRs as a percentage of total number of shares {i.e., Grand Total (A)+(B)+(C) indicated in Statement at para (I)(a) above}
1				0.00
2	-----NIL-----			0.00
3				0.00
4				0.00
5				0.00
6				0.00
7				0.00
8				0.00
9				0.00
<b>TOTAL</b>		<b>0</b>	<b>0</b>	<b>0.00</b>

For, Scanpoint Geomatics Limited  
  
Managing Director / Director



**(II)(b) Statement showing holding of Depository Receipts (DRs), where underlying shares held by "promoter/promoter group" are in excess of 1% of the total number of shares**

Sr. No.	Name of the DR Holder	Type of outstanding DR (ADRs, GDRs, SDRs, etc.)	Number of shares underlying outstanding DRs	Shares underlying outstanding DRs as a percentage of total number of shares {i.e., Grand Total (A)+(B)+(C) indicated in Statement at para (I)(a) above}
1				0.00
2	-----NIL-----			0.00
3				0.00
4				0.00
5				0.00
6				0.00
7				0.00
8				0.00
9				0.00
<b>TOTAL</b>			<b>0</b>	<b>0.00</b>

For, Scanpoint Geomatics Limited  
  
 Managing Director / Director